

Bred from Johnos Rams

Johnos genetics are widely recognized throughout the industry with most clients receiving excellent market value for their stock. The first cross ewes are widely sort after for their consistently high performance as prime lamb dams.

All of Johnos progeny will be identified at the Naracoorte sale with the now well recognized green "Bred by Johnos" sticker. The second cross lambs from the Hampshire continue to outperform with clients after having a go, now changing fully over.

\$SuperBorder\$

First cross progeny bred from these rams may be marketed under the \$Superborder\$ brand. These genetically superior ewes can be identified with \$SuperBorder\$ tags, a yellow sale card at the saleyards, and are in demand by specialist prime lamb breeders who appreciate their higher lambing % and higher milk production giving improved weight gains. Wether lambs also have better growth and carcass qualities. More Info www.superborders.com

Percentile Report

Analysis **BORDER** Dated 15/08/2010

Animals born in 2009


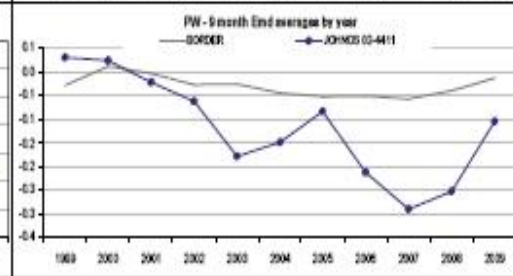
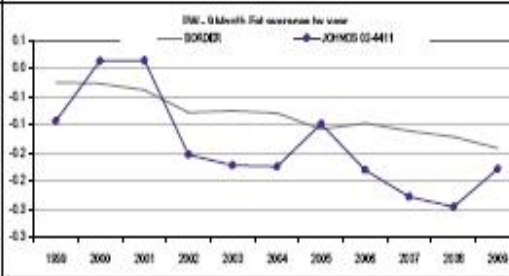


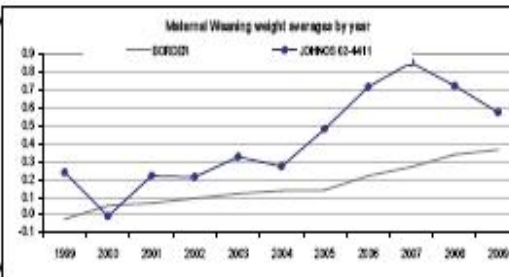
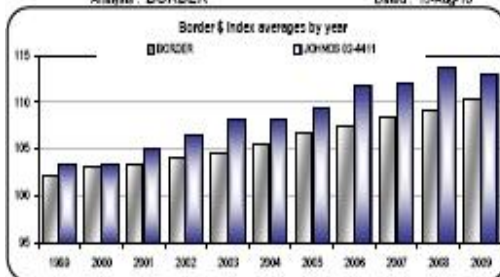
Band	Bwt kg	Wwt kg	Mwwt kg	Pwwt kg	Pfat mm	Pemd mm	Ywt kg	Yfat mm	Yemd mm	Ygfw %	Yfd u	Pfec %	NLW %	PSC cm	Border\$
10	0.0	4.5	1.2	6.8	-0.8	0.6	8.4	-1.1	0.5	9	0.0	-32	11	2.5	119.8
25	0.1	3.7	0.9	5.5	-0.5	0.3	6.8	-0.7	0.3	7	0.0	-20	7	2.0	114.8
50	0.2	2.6	0.5	4.0	-0.2	0.0	4.8	-0.2	0.0	4	0.0	-4	4	1.4	110.1

Bold indicates the top 10% for the breed

4 326 389/06 20-Aug 1 **7.1** 00 **10.0** 00 -0.3 07 -0.3 05 **9.3** 70 **14%** 42 **1.6** 44 **131** 53 5

Analysis: BORDER

Dated: 15-Aug-10



Our genetic trend shows quite an increase in emd which is correlated with fat which also shows an increase. This has come at a cost in most other traits, although our flock is still well above average in these traits. We also have quite a range in figures with the introduction of some untested sires in search of improved performance which will take some time to get accurate data. We have maintained our high performing sires so you will find some of our highest performance sheep ever offered.



LOT 1 21/09

by Johnos Adventra 454/05

Dam 269/01 by Johnos Aroura 493/99

6TH from 21 in the woolly class in Adelaide

102 kg 8.5 fat 41emd



LOT 1A 1027/09

By Johnos Nitwit 643/07

Dam 224/06 by Johnos Aroura 74/04

Our heaviest ram Adelaide

116kg 15fat 42emd



LOT 2 233/09

by Johnos Adventra 454/05

Dam 141/06 by Duenclin 216/04

2nd Bare shorn Ram Adelaide

96kg 10 fat 43emd



LOT 3 30/09

by Johnos Elnino 171/06

Dam 678/06 by Raywill 42/03

104kg



LOT 4 326/09

by The Hulk 369/09

Dam 192/07 by Womboota 82/05

Champion Maternal Class Bendigo

Champion Lamb Production class Adelaide

104kg 10 fat 44emd



LOT 5 1006/09

by Johnos Rossillo 914/06

Dam 584/06 by Johnos 45/05

103kg



LOT 6 74/09

by Johnos Rossillo 648/06

Dam 646/06 by Johnos Rossillo 399/05

Shown in the pairs at Bendigo

Top Borders with 290/09(lot 8) Maternal class at Hamilton

103kg



LOT 7 305/09

by Cadell 850/09 (purchased \$5100)

Dam 290/05 by River Gum 315/03 (purchased \$5000)

Shown as a single in Bendigo and Pairs in Adelaide.

110kg 10 fat 42 emd



LOT 8 **290/09**

by The Hulk 369/06

Dam 52/07 by Tenalba 90/05

Top Borders with 74/09(lot 6) Maternal class at Hamilton

102 kg



LOT 9 **56/09**

by The Hulk 369/06

Dam 119/07 by Johnos Aroura 13/01

96kg

Lot	ID	Sire	DOB	RT	wwt	Ac	pwt	Ac	pft	Ac	pem	Ac	fw	Ac	nlw	Ac	mwt	Ac	B\$	Ac	\$	Purchaser
16	245	171/06	16-Aug	2	4.7	70	9.2	70	-0.3	69	-0.9	66	12.4	71	5%	43	0.8	48	119	54	\$	
17	1055	914/06	17-Aug	1	2.3	67	4.5	67	0.4	63	0.1	60	6.3	66	8%	40	1.0	40	115	51	\$	
18	1063	914/06	22-Aug	2	3.4	67	5.2	63	-0.2	52	-0.5	51	5.2	55	10%	41	0.3	45	116	50	\$	
19	300	1/07	18-Aug	1	3.2	66	4.1	67	-0.6	65	-0.6	62	9.7	65	2%	36	0.4	40	108	49		
20	516	66/06	7-Sep	1	5.1	67	8.0	67	-0.4	54	-0.3	53	8.2	54	4%	29			117	45	\$	
21	88	171/06	6-Aug	1	4.6	68	6.5	68	-0.4	65	-1.0	62	7.8	67	3%	40	0.6	41	113	51	\$	
22	176	454/05	12-Aug	2	4.2	70	5.5	70	-0.2	68	-0.2	66	9.0	70	4%	45	0.9	51	114	55	\$	
23	90	473/04	6-Aug	2	5.0	71	7.6	71	-0.1	70	0.7	68	-7.7	72	12%	52	0.5	57	125	60	\$	
24	1038	18/07	11-Aug	2	3.9	63	5.7	64	-0.3	60	-0.1	57	0.3	63	3%	34			113	46	\$	
25	265	369/06	17-Aug	1	6.0	65	8.7	68	-0.1	56	-0.2	55	4.0	59	13%	40	1.7	41	127	51	\$	
26	84	648/06	5-Aug	1	4.9	69	7.2	70	0.1	68	-0.1	66	5.1	69	9%	42	0.4	42	120	53	\$	
27	28	648/06	1-Aug	1	5.7	69	8.4	69	-0.4	67	-0.5	65	12.8	69	4%	41	1.3	37	120	52	\$	
28	390	1/07	24-Aug	1	4.7	67	6.5	68	-0.5	66	-0.9	63	4.9	67	11%	38	1.2	41	120	50	\$	
29	29	171/06	2-Aug	1	5.3	69	6.6	70	-0.6	67	-0.5	65	6.1	71	5%	45	0.5	45	116	55	\$	
30	1	648/06	25-Jul	1	4.7	66	7.1	69	-0.3	68	-0.2	66	15.4	71	4%	42	0.8	37	117	53	\$	
31	25	648/06	1-Aug	2	3.9	70	8.2	70	0.2	69	-0.1	66	4.7	70	7%	43	0.9	42	121	54	\$	

Lot	ID	Sire	DOB	RT	wwt	Ac	pwt	Ac	pft	Ac	pem	Ac	fw	Ac	nlw	Ac	mwt	Ac	B\$	Ac	\$	Purchaser
32	214	369/06	14-Aug	2	4.6	70	7.3	70	0.0	69	0.1	67	6.8	71	15%	43	0.7	46	126	54	\$	
33	375	454/05	22-Aug	1	3.7	66	5.8	69	0.0	66	0.2	64	6.0	69	1%	46	1.3	47	114	55	\$	
34	397	369/06	25-Aug	2	5.8	70	9.3	70	-0.4	68	-0.1	66	11.7	70	12%	44	1.8	47	129	54	\$	
35	136																					
36	527	Unknown	20-Aug	1	2.8	59	5.9	60	0.6	58	-0.4	55	2.8	62	5%	31			113	42	\$	
37	488	473/04	27-Aug	1	4.2	66	6.1	69	-0.4	66	-0.2	65	8.1	70	-1%	49	0.6	52	111	57	\$	
38	154	850/07	11-Aug	2	4.5	70	5.2	71	-0.5	69	-0.1	66	7.3	69	11%	40	0.5	43	119	52	\$	
39	1071	177/04	29-Aug	1	3.5	69	4.9	69	-0.3	66	0.1	65	-5.4	69	14%	47	0.5	50	120	56	\$	
40	73	369/06	5-Aug	1	6.0	69	8.8	70	-0.1	68	0.1	66	6.9	70	9%	44	0.9	44	124	54	\$	
41	89																					
42	431	66/06	28-Aug	2	2.7	69	4.4	69	-0.5	66	-0.6	64	5.4	68	10%	36	0.4	36	115	49	\$	
43	138	648/06	10-Aug	2	4.6	70	7.0	71	-0.3	69	-0.2	67	1.1	72	11%	45	0.3	44	121	55	\$	
44	433	171/06	28-Aug	2	2.6	70	5.9	70	-0.5	68	-0.8	66	4.2	71	11%	45	0.7	46	118	55	\$	
45	126	648/06	10-Aug	1	5.3	68	7.6	69	-0.2	67	-0.1	64	7.4	70	7%	40	0.5	37	119	51	\$	
46	156	850/07	11-Aug	1	3.8	69	5.7	69	0.0	67	0.7	65	-2.1	69	3%	38	0.4	37	115	50	\$	
47	368	1/07	22-Aug	2	6.2	67	9.5	67	-1.2	65	-1.0	62	20.4	65	6%	39	1.2	42	122	50	\$	

Lot	ID	Sire	DOB	RT	wwt	Ac	pwt	Ac	pft	Ac	pem	Ac	fw	Ac	nlw	Ac	mwt	Ac	B\$	Ac	\$	Purchaser
48	259	1/07	16-Aug	2	3.2	67	6.3	68	-0.7	66	-0.4	64	13.8	66	0%	40	0.6	44	112	51	\$	
49	222	454/05	15-Aug	2	3.7	66	6.3	69	-0.5	65	-0.3	63	7.9	67	3%	44	1.3	49	115	54	\$	
50	137	648/06	10-Aug	2	4.9	67	7.0	69	-0.5	67	-0.6	65	3.8	70	10%	44	0.3	44	119	54	\$	
51	1108	112/07	20-Aug	2	1.3	66	2.4	67	-0.8	67	-0.3	64	12.7	67	9%	34	0.0	39	112	47	\$	
52	340	66/06	20-Aug	2	2.9	68	3.7	68	-0.5	67	-0.3	64	9.1	66	1%	35			107	48		
53	416	1/07	26-Aug	2	2.5	68	3.5	68	-0.2	66	0.2	63	3.9	66	6%	38	0.8	43	113	50	\$	
54	324	66/06	20-Aug	2	4.1	68	4.7	68	-0.8	67	-0.7	64	10.7	68	0%	35			109	48		
55	54	648/06	4-Aug	2	5.1	69	9.2	70	0.1	68	0.0	65	12.7	71	2%	43	0.8	42	119	54	\$	
56	119	66/06	10-Aug	2	2.9	68	4.4	69	-0.7	66	-0.3	63	-1.5	68	10%	35	0.8	35	117	49	\$	
57	595	Unknown	16-Aug	1	-0.8	54	-0.5	56	0.1	55	0.0	51	-2.4	58					100	34		
58	1016	177/04	1-Aug	1	2.5	70	3.6	70	-0.5	55	-0.5	55	5.7	69	9%	47	0.8	54	114	56	\$	
59	1025	914/06	4-Aug	1	2.9	67	5.3	67	-0.1	49	-0.1	47	4.0	66	12%	37	0.4	40	119	49	\$	
60	1026	18/07	4-Aug	1	2.3	63	3.5	63	-0.2	44	-0.2	42	12.1	61	3%	29			108	42		
61	183	648/06	13-Aug	2	5.0	69	6.8	68	0.0	62	-0.2	60	1.9	66	7%	42	0.5	41	117	52	\$	
62	180	473/04	13-Aug	2	2.7	71	4.0	71	0.3	70	0.2	68	2.7	72	8%	52	0.7	56	114	60	\$	
63	91	473/04	6-Aug	2	3.6	71	4.7	71	0.0	70	0.7	68	-1.3	72	6%	52	0.5	57	115	60	\$	

Lot	ID	Sire	DOB	RT	wwt	Ac	pwt	Ac	pft	Ac	pem	Ac	fw	Ac	nlw	Ac	mwt	Ac	B\$	Ac	\$	Purchaser
64	221		18-Aug	1	2.1	54	3.3	56	-0.3	53	0.1	49	2.1	56					109	34		
65	217	171/06	15-Aug	2	4.9	69	8.6	69	-0.3	66	-0.9	63	13.9	68	4%	41	1.0	46	118	52	\$	
66	193	850/07	13-Aug	1	3.8	69	3.9	70	-0.8	67	-0.1	64	2.4	69	1%	37	0.7	38	110	50		
67	216	648/06	15-Aug	1	5.1	69	6.8	69	-0.1	68	-0.2	65	7.2	71	2%	41	0.8	37	115	52	\$	
68	109	369/06	8-Aug	1	5.2	69	6.5	70	-0.7	68	-0.1	66	5.1	71	13%	44	1.0	43	124	54	\$	
69	78	648/06	5-Aug	1	3.2	70	5.4	70	-0.1	69	0.0	67	-1.8	70	7%	43	1.1	42	116	54	\$	
70	295	454/05	18-Aug	2	2.9	67	4.8	70	0.1	65	-0.2	63	3.9	69	3%	47	0.7	51	111	56	\$	
71	195																					
72	441	171/06	30-Aug	2	3.8	70	5.7	71	-0.5	69	-0.9	67	11.4	71	4%	46	-0.1	49	110	56	\$	
73	95	648/06	6-Aug	2	2.7	69	5.0	70	0.2	69	0.3	66	4.9	71	6%	44	0.4	42	115	54	\$	
74	404	171/06	26-Aug	2	6.1	68	8.5	69	-0.9	67	-1.4	65	5.7	69	7%	41	0.6	43	118	52	\$	
75	5	369/06	28-Jul	2	4.2	69	6.2	69	0.1	56	0.2	55	2.0	71	14%	42	0.0	42	122	52	\$	
76	450	112/07	30-Aug	2	2.1	66	2.8	67	-0.2	65	0.1	63	-7.2	67	1%	37	-0.1	36	105	49		
77	151	28/03	11-Aug	1	5.3	70	7.8	70	-0.8	69	-0.9	67	2.4	69	3%	51	1.7	58	117	59	\$	
78	186	850/07	13-Aug	2	4.2	69	5.5	69	0.0	68	0.5	66	-1.1	70	8%	36	0.5	43	118	50	\$	
79	106	66/06	8-Aug	2	3.5	68	5.5	68	-0.5	67	-0.8	65	7.8	68	7%	35			114	48	\$	

Lot	ID	Sire	DOB	RT	wwt	Ac	pwt	Ac	pft	Ac	pem	Ac	fw	Ac	nlw	Ac	mwt	Ac	B\$	Ac	\$	Purchaser
80	1111	112/07	27-Aug	1	2.2	64	3.6	65	0.5	64	1.1	61	-2.4	65	7%	27			114	43	\$	
81	313	66/06	19-Aug	1	2.3	68	3.0	69	-0.4	67	-0.1	64	5.3	66	2%	34			107	48		
82	296	454/05	18-Aug	1	1.9	69	1.7	70	0.0	67	0.3	64	0.3	70	-1%	44	0.8	47	105	54		
83	367	473/04	22-Aug	2	4.4	70	6.3	71	0.2	68	0.6	66	-1.7	70	6%	50	1.2	56	119	58	\$	
84	1102	1/08	10-Aug	2	3.8	65	6.5	66	-0.2	65	1.1	62	9.4	67	12%	40	1.1	41	126	50	\$	
85	452	454/05	30-Aug	1	3.4	70	6.0	70	0.0	67	-0.5	65	11.7	69	6%	46	0.7	50	115	56	\$	
86	425	171/06	27-Aug	2	4.4	69	7.3	69	-0.1	68	-0.8	65	3.1	70	10%	45	0.8	46	120	54	\$	
87	388	850/07	24-Aug	2	2.7	68	4.4	69	-0.3	66	0.1	63	0.1	67	5%	35	0.4	35	113	49	\$	
88	134	66/06	10-Aug	1	2.9	68	4.1	68	-0.5	66	0.2	64	3.3	67	6%	32			114	47	\$	
89	68	454/05	5-Aug	1	3.2	69	4.5	70	0.0	67	-0.3	65	-1.4	70	4%	45	0.7	49	111	55	\$	
90	1067	914/06	23-Aug	2	2.3	68	4.2	68	0.0	64	-0.1	62	0.3	67	11%	39	0.4	42	116	51	\$	
91	405	473/04	26-Aug	1	2.9	70	4.3	71	0.0	69	0.1	67	-2.3	71	0%	50	0.9	54	110	58		
92	1039	18/07	11-Aug	2	3.6	63	6.0	63	-0.3	60	0.0	57	3.3	63	3%	32			114	44	\$	
93	258	648/06	16-Aug	1	4.5	69	6.7	69	-0.1	68	-0.2	65	9.9	71	1%	41	0.6	37	114	52	\$	
94	104	850/07	8-Aug	1	1.1	63	2.2	64	-0.2	63	0.4	60	-1.1	64	5%	29			110	43		
95	248	66/06	16-Aug	2	2.8	69	4.8	70	-0.8	68	-0.8	66	1.5	68	7%	38	0.5	37	113	51	\$	

Lot	ID	Sire	DOB	RT	wwt	Ac	pwt	Ac	pft	Ac	pem	Ac	fw	Ac	nlw	Ac	mwt	Ac	B\$	Ac	\$	Purchaser
96	426	171/06	27-Aug	2	2.5	69	4.2	69	0.0	68	-1.1	66	-1.6	70	9%	45	0.8	46	112	54	\$	
97	59	648/06	4-Aug	1	3.9	69	5.6	70	-0.2	68	-0.1	66	14.0	71	6%	42	0.6	40	116	53	\$	
98	110	850/07	8-Aug	1	3.7	68	5.3	67	-0.4	62	0.0	60	6.5	62	3%	34			113	47	\$	
99	597	Unknown	16-Aug	1	-0.3	54	-0.8	55					-8.2	58					98	33		
100	61	454/05	4-Aug	2	2.7	70	3.3	70	0.0	68	0.3	66	-3.7	71	4%	46	0.3	51	110	56		
101	260	1/07	16-Aug	2	2.8	67	4.9	67	-0.1	66	-0.1	63	2.5	65	3%	38	0.6	44	111	50	\$	
102	1052																					
103	94	648/06	6-Aug	2	1.7	69	3.3	70	0.3	58	0.4	56	6.3	71	6%	44	0.4	42	112	54	\$	
104	348	66/06	21-Aug	2	3.2	69	4.6	69	-0.3	67	-0.3	65	3.7	68	6%	38			114	50	\$	
105	497	454/05	7-Sep	2	2.4	65	4.2	64	0.3	55	0.5	54	6.1	59	3%	45	1.3	51	113	53	\$	
106	403	171/06	26-Aug	2	4.3	69	5.7	69	-0.4	67	-1.0	65	6.3	69	5%	43	0.6	43	113	53	\$	
107	1060																					
108	79	66/06	5-Aug	2	2.6	68	4.3	69	-0.5	67	-0.3	64	9.8	67	8%	36			113	49	\$	
109	320	112/07	20-Aug	2	1.6	66	2.7	67	-0.3	66	0.0	63	0.7	66	3%	37			109	49		
110	391	1/07	24-Aug	2	3.3	67	5.8	67	-0.1	65	0.0	63	5.8	66	10%	36	0.6	44	119	49	\$	
111	490	850/07	7-Sep	2	4.3	68	4.8	69	0.0	67	0.1	65	-1.4	68	5%	39	0.8	39	114	51	\$	

Lot	ID	Sire	DOB	RT	wwt	Ac	pwt	Ac	pft	Ac	pem	Ac	fw	Ac	nlw	Ac	mwt	Ac	B\$	Ac	\$	Purchaser
112	161	850/07	11-Aug	2	2.5	68	2.4	68	-0.5	67	-0.1	64	-0.7	68	1%	36	1.3	36	107	49		
113	475	1/07	1-Sep	2	2.5	69	2.8	69	0.1	67	0.3	64	8.4	68	2%	39	0.6	48	109	51		
114	383		16-Aug	1	1.6	43	2.8	53	-0.1	48	-0.2	44	2.2	51					107	32		
115	209	850/07	14-Aug	2	4.5	65	6.7	68	0.0	66	0.7	64	-3.9	67	4%	37	0.8	35	118	49	\$	
116	188	112/07	13-Aug	1	1.4	62	1.3	66	0.2	63	0.5	60	-2.6	65	3%	35	0.5	35	107	47		
117	52	112/07	4-Aug	2	2.7	66	2.8	67	0.0	65	0.1	62	-2.3	66	8%	34			113	47	\$	
118	454	850/07	30-Aug	2	1.8	68	2.0	69	-0.1	56	0.3	55	-2.8	68	7%	37	0.7	39	110	49		
119	445	473/04	30-Aug	2	2.8	71	4.0	71	0.4	69	0.9	67	-0.9	71	10%	50	0.3	56	117	59	\$	
120	354	66/06	21-Aug	2	2.7	67	4.2	63	-0.2	66	0.0	64	11.6	67	7%	33			114	45	\$	
121	424	112/07	27-Aug	2	2.1	65	3.8	66	0.6	65	0.4	61	5.5	66	2%	33			110	46		
122	280	66/06	17-Aug	1	1.6	68	2.0	68	-0.3	54	-0.3	53	2.6	66	4%	35			106	48		
123	379	112/07	23-Aug	1	2.8	66	1.9	67	-0.3	65	-0.2	62	2.4	66	3%	37			107	49		
124	428	850/07	27-Aug	2	4.2	68	5.3	69	0.2	67	0.0	65	0.6	69	9%	36	0.3	35	116	49	\$	
125	594	Unknown	11-Aug	1	-0.3	54	-0.9	55					-0.7	58					98	33		
126	76	648/06	5-Aug	2	4.9	69	6.5	69	-0.2	68	-0.1	66	7.1	71	5%	42	1.3	39	117	53	\$	
127	546	Unknown	19-Oct	1	-0.2	58	1.5	58					3.9	54	6%	33			107	42		

Lot	ID	Sire	DOB	RT	wwt	Ac	pwt	Ac	pft	Ac	pem	Ac	fw	Ac	nlw	Ac	mwt	Ac	B\$	Ac	\$	Purchaser
128	162	850/07	11-Aug	2	2.1	68	2.0	68	-0.3	67	0.0	64	-2.5	68	1%	36	1.3	36	106	49		
129	31	850/07	2-Aug	2	3.0	69	3.1	70	-0.5	68	-0.3	66	0.8	69	4%	40	0.7	40	109	52		
130	338	66/06	20-Aug	2	2.6	68	3.4	68	-0.2	67	0.1	64	1.3	66	2%	35			108	48		
131	1121	112/07	22-Sep	1	2.6	59	2.7	57	0.0	48	0.1	46			5%	26			110	38		
132	332	369/06	20-Aug	2	3.8	68	6.0	69	0.2	68	0.0	66	6.2	68	13%	40	0.5	45	121	52	\$	
133	40	112/07	4-Aug	1	1.2	67	0.8	68	0.4	66	0.3	64	-1.8	68	11%	37	0.8	37	112	49	\$	
134	271	850/07	17-Aug	2	2.0	69	3.2	69	0.1	67	0.5	64	5.5	68	6%	38	1.0	39	114	50	\$	
135	443	850/07	30-Aug	2	2.8	69	2.7	69	-0.8	68	-0.2	66	1.0	68	2%	37	0.7	36	108	50		
136	363	473/04	22-Aug	1	3.6	70	5.1	71	-0.1	59	0.2	58	-0.7	72	3%	51	0.9	55	113	59	\$	
137	291	454/05	17-Aug	2	1.5	70	3.4	70	0.1	68	-0.1	66	0.6	71	3%	46	0.8	51	109	56		
138	227	20/05	15-Aug	2	2.0	65	1.7	68	0.1	64	0.2	62	0.7	68	2%	40	0.8	43	106	51		
139	400	850/07	25-Aug	2	4.6	68	6.2	69	-0.6	68	0.0	65	4.1	68	5%	37	0.7	35	117	50	\$	

Hampshire Downs

Lot	ID	Sire	Dob	BT	WWT	PWWT	PFAT	PEMD	carcass +	Purchaser
140	645	836/04	12-Jun	1	5.0	7.5	-0.8	0.4	151	
141	630	722/08	1-Jun	2	5.2	8.1	-0.1	1.3	151	
142	972	681/07	20-Jun	1	6.3	8.2	0.0	0.0	154	
143	625	722/08	1-Jun	2	5.4	7.9	-0.3	1.3	151	
144	642	836/04	8-Jun	1	4.4	6.3	-0.7	-0.2	144	
145	609	722/08	18-May	2	5.7	8.1	-0.5	0.7	153	
146	615	836/04	25-May	2	3.8	6.5	-0.2	0.9	145	
147	903	681/07	18-May	1	5.6	8.2	0.0	0.0	152	
148	652	836/04	20-Jun	2	4.9	7.3	-0.5	0.4	151	
149	641	836/04	8-Jun	1	4.4	6.3	0.0	1.1	144	

150	638	836/04	8-Jun	2	4.5	6.4	-0.5	0.5	144
151	620	836/04	28-May	1	5.5	8.1	-0.5	0.5	155
152	617	836/04	25-May	2	4.5	6.6	-0.2	0.9	144
153	629	836/04	1-Jun	2	5.3	7.8	-0.2	0.4	149
154	653	836/04	13-Jul	2	6.5	8.7	-0.5	0.7	158
155	643	836/04	12-Jun	1	4.7	6.9	0.3	1.4	145



Johnos 945/09

Champion Ram at Bendigo, Hamilton and Adelaide

This June drop Lamb scanned 136kg 8 fat and 54 emd at Adelaide to be the heaviest and largest eye muscle ram in the interbreed Line up with all other short wool breeds at the show. He has Lambs on the ground and will lead our sire team next season. It is interesting to note the scan info from a breed with a small genetic pool still the best compared with breeds that have been selecting this info for the last 15 to 20 years.

Sires

Sire WWT PWWT YWT AWT PFAT PEMD YGFW NLW MWWT Index

Roselands 20/05 Enfield 81/97 0.9 1.4 2.2 0.9 0.9 0.8 1.6 -2% -0.1 102.0

Cadell 850/07 Cadell Romeo 75th 1083/05 3.0 3.5 2.7 2.8 -0.2 0.5 -3.8 3% 0.4 110.4

Chandivan King 66/06 Chandivan Knight 35/04 2.2 3.1 3.6 4.0 -0.6 -0.4 6.3 1% 105.9

Chandivan Kent 18/07 Chandivan Kenny 55/05 3.1 4.4 4.7 5.3 -0.3 0.0 5.7 109.7

Chandivan Yakka 112/07 Chandivan Yakka 34/03 0.8 0.3 0.4 0.6 0.1 0.4 -1.7 1% 101.8

Deepdene 1/07 Deepdene Newman 386/04 3.0 4.4 5.8 6.4 -0.5 -0.2 11.4 1% 0.5 109.8

Johnos Aroura 177/04 Johnos Aroura 493/99 4.8 6.8 9.6 12.0 -1.1 -1.3 10.2 7% 1.0 116.6

Johnos Nitwit 473/04 Johnos Nitwit 177/03 4.5 6.8 7.9 8.0 0.1 0.6 2.7 3% 0.6 117.1

Johnos Adventra 454/05 Raywill 28/03 2.8 4.1 4.7 8.0 0.1 0.1 7.0 -1% 1.0 108.2

Johnos Elnino 171/06 Retallack Another Notch 237/04 5.9 9.6 11.1 10.6 -0.7 -1.3 9.7 7% 0.5 119.8

The Hulk 369/06 Johnos Aroura 177/04 7.5 10.6 12.6 21.5 -0.3 0.1 6.8 23% 0.9 138.0

Johnos Rossillo 648/06 Johnos Rossillo 361/05 5.6 8.5 10.8 8.3 0.2 0.0 5.5 5% 0.6 119.4

Johnos Rossillo 914/06 Johnos Rossillo 361/05 3.2 6.8 11.0 12.1 0.1 0.1 6.6 12% 0.6 122.6

Johnos Nitwit 643/07 Johnos Nitwit 473/04 2.9 4.8 5.9 7.2 -0.2 0.0 2.5 7% 0.6 115.1

Johnos Max 1/08 Gleneith Max 40/06 5.1 7.7 9.0 12.6 -0.4 0.5 7.0 15% 1.5 129.4



JUNIOR CHAMPION EWE ADELAIDE BORDER LEICESTER FEATURE 2010

JOHNOS 337/09 BY CHANDIVAN YAKKA 112/07

With Heidi Neil Brodie Hayden and Jeff